


RIVER - 4803 LINEAR PENDANT

PROJECT PROJÉT

SPEC TYPE

NOTES



FINISH FINI

BLKE

WHE

AYE

BRE

CBE

CPE

DBE

GGE

CHM

SIM

HGE

LNE

NBE

SBE

SGE

STE

FAMILY FAMILLE

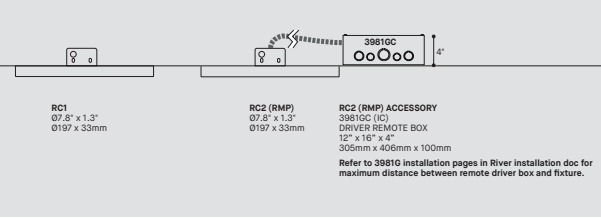
WALL 4803-S-32

WALL 4803-S-52

CEILING 4803-S-32

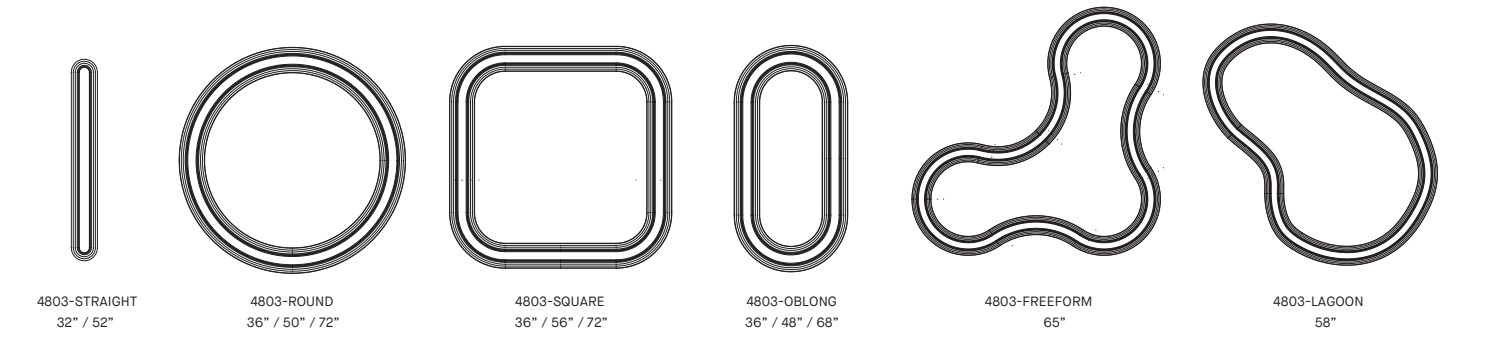
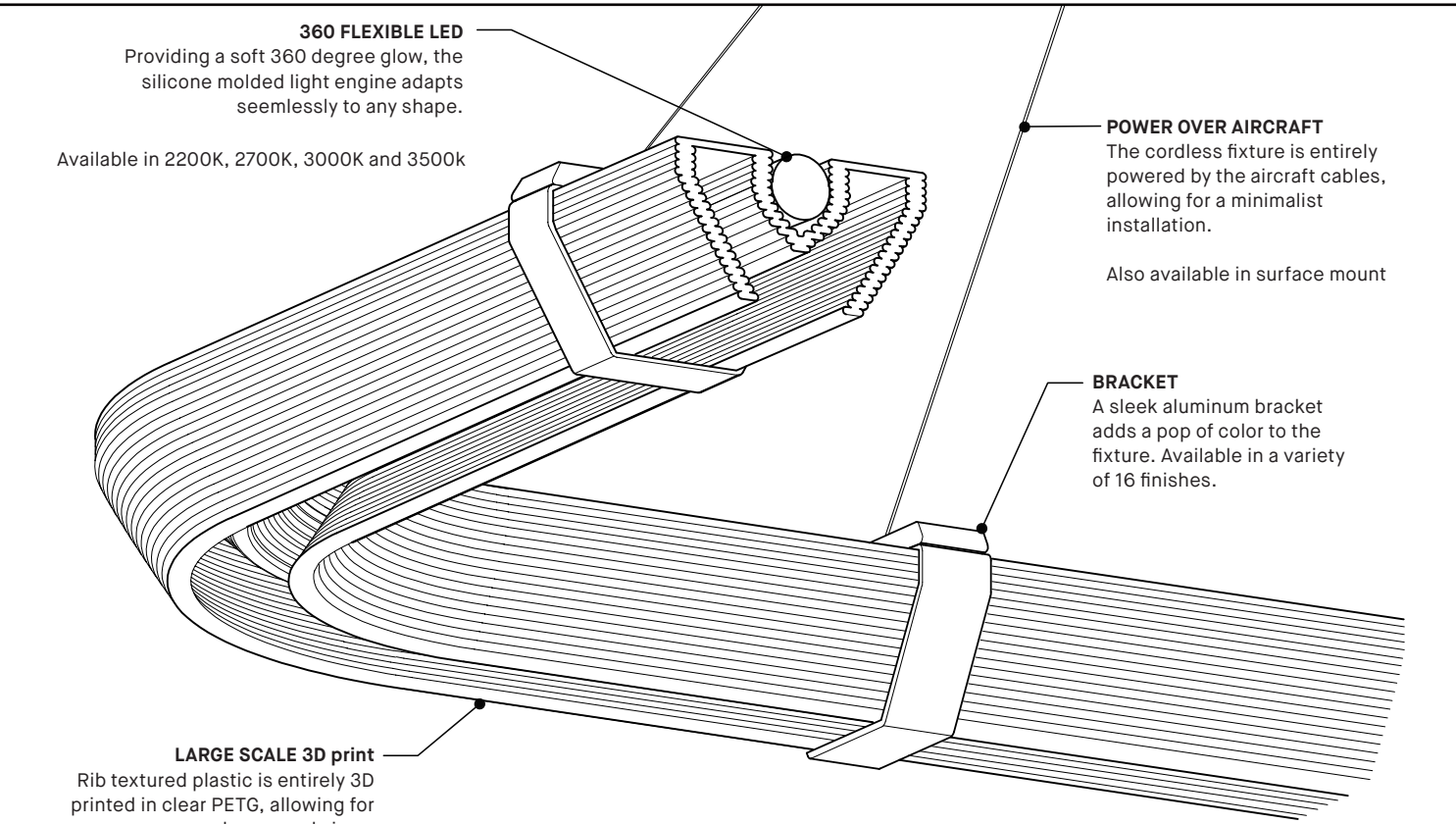
CEILING 4803-S-52

MOUNTING OPTIONS OPTION DE MONTAGE



| ORDERING SPECIFICATION SPÉCIFICATION DE COMMANDE | | | | CODE |
|--|--|-------|-------------------------|------|
| MODEL MODÈLE | | | | |
| 4803-L32 | RIVER STRAIGHT PENDANT 32" | | | |
| 4803-L52 | RIVER STRAIGHT PENDANT 52" | | | |
| LIGHT SOURCE SOURCE LUMINEUSE | | | | LED |
| LED | REGULAR OUTPUT | | | |
| COLOR TEMPERATURE TEMPÉRATURE DE COULEUR | | | | |
| 22 | 2200K | | | |
| 27 | 2700K | | | |
| 30 | 3000K | | | |
| 35 | 3500K | | | |
| COLOR RENDERING INDEX (CRI) INDICE DE RENDU DE COULEUR (IRC) | | | | 90 |
| 90 | 90+ CRI | | | |
| VOLTAGE VOLTAGE | | | | |
| 120V | 120 VOLT | | | |
| 277V | 277 VOLT | | | |
| CONTROL OPTION OPTION DE CONTRÔLE | | | | |
| DV | 0-10V DIMMING (120V-277V) | | | |
| NLTAIR2* | NLIGHT AIR CONTROL GEN 2 | | | |
| NLIGHT* | NLIGHT WIRED CONTROL | | | |
| | * NLIGHT INTEGRATION REQUIRES A REMOTE POWER PACK (39NLAA FOR NLTAIR2 OR 39NLWA FOR NLIGHT) REFER TO NLIGHT GUIDE AND INSTALLATION SHEET FOR ALL REQUIREMENTS. | | | |
| | * FOR EMERGENCY BATTERY WITH NLIGHT OPTIONS, PLEASE CONTACT YOUR EUREKA REPRESENTATIVE. | | | |
| EMERGENCY BATTERY BATTERIE D'URGENCE | | | | |
| | EM DRIVER BOX INCLUDED. INSTALLED REMOTELY. SEE EM GUIDE FOR DETAILS | | | |
| EMB* | EMERGENCY BATTERY FOR REMOTE BOX | | | |
| | * 3981EA ACCESSORY IS REQUIRED FOR THIS OPTION | | | |
| CABLE CÂBLE | | | | POA |
| POA | POWER OVER AIRCRAFT SUSPENSION (NO POWER CABLE) | | | |
| CABLE LENGTH LONGUEUR DE CÂBLE | | | | |
| 60 | 60" CABLE (STD LENGTH) | | | |
| ** | CUSTOM CABLE LENGTH (PLEASE SPECIFY) | | | |
| | FOR OVERALL LENGTH PLEASE CONTACT YOUR EUREKA REPRESENTATIVE. | | | |
| MOUNTING MONTAGE | | | | |
| | CENTERED RECTANGULAR CANOPY / PAVILLON RECTANGULAIRE CENTRÉ | | | |
| REC1 | SCREWLESS RECTANGLE CANOPY 22" X 1.25" | | | |
| REC2 | REMOTE DRIVER OPTION SCREWLESS RECTANGLE CANOPY 22" X 1.25" | | | |
| MOUNTING OPTIONS OPTIONS DE MONTAGE | | | | RC |
| RC | CANOPY CENTERED WITH LUMINAIRE | | | |
| | * STRAIGHT CABLES | | | |
| CANOPY AND ANCHORS FINISH FINI PAVILLON ET ANCRAGE(S) | | | | |
| BLKE | BLACK FINE TEXTURE | | | |
| WHE | WHITE FINE TEXTURE | | | |
| MATCH* | COLOR MATCH WITH BRACKET | | | |
| | * LONGER LEAD TIME MAY APPLY, PLEASE CONTACT YOUR EUREKA REPRESENTATIVE | | | |
| BRACKET FINISH FINI BRACKET | | | | |
| BLKE | BLACK | GGE* | GRASS GREEN | |
| WHE | WHITE | HGE* | HUNTER GREEN | |
| CHM* | CHAMPAGNE METALLIC | LNE* | LUNAR GREY | |
| SIM* | SILVER METALLIC | NBE* | NAVY BLUE | |
| AYE* | APRICOT YELLOW | SBE* | SAND BEIGE | |
| BRE* | BRICK RED | SGE* | SAGE GREY | |
| CBE* | CHOCOLATE BROWN | STE* | SUMMER TEAL | |
| CPE* | CLAY PINK | RAL** | PLEASE SPECIFY RAL CODE | |
| DBE* | DYNAMIC BLUE | | | |
| | ALL FINISHES ARE FINE TEXTURED WITH THE EXCEPTION OF CHM, SIM. | | | |
| | * LONGER LEAD TIME MAY APPLY, PLEASE CONTACT YOUR EUREKA REPRESENTATIVE. | | | |
| | ** SPECIFY 4 DIGIT RAL CLASSIC CODE. LONGER LEAD TIME MAY APPLY, PLEASE CONTACT YOUR EUREKA REPRESENTATIVE. | | | |
| ACCESSORY ACCESSOIRE | | | | |
| | ALL ACCESSORIES ARE AVAILABLE FOR ADVANCE SHIPPING | | | |
| 39NLAA* | NLIGHT AIR GEN 2 REMOTE POWER PACK | | | |
| 39NLWA* | NLIGHT WIRED REMOTE POWER PACK | | | |
| 3981GC | DRIVER BOX FOR REMOTE INSTALLATION - 4" X 12" X 16" | | | |
| ACCESSORY EMERGENCY BATTERY ACCESSOIRE BATTERIE D'URGENCE | | | | |
| 3981EA | ELECTRICAL BOX FOR EMB EMERGENCY BATTERY | | | |

RIVER 4803/3803



| PRODUCT SPECIFICATION | 4803-STRAIGHT 32" / 52" | 4803-ROUND 36" / 50" / 72" | 4803-OBLONG 36" / 50" / 72" | 4803-SQUARE 38" / 56" / 72" | 4803-FREEFORM 65" | 4803-LAGOON 58" |
|--------------------------|----------------------------|-------------------------------|--------------------------------|--------------------------------|----------------------|--------------------|
| PERFORMANCE | REG | REG | REG | REG | REG | REG |
| SYSTEM WATTAGE | 16.3W / 28.1W | 59.8W / 84.2W / 126.3W | 42.2W / 59.6W / 84.2W | 73.7W / 112.2W / 168.7W | 112.2W | 73.7W |
| DELIVERED LUMENS (4000K) | 715 LM / 1546 LM | 3060 LM / 4325 LM / 6494 LM | 2165 LM / 3062 LM / 4329 LM | 3783 LM / 5760 LM / 8665 LM | 7575 LM | 5760 LM |
| EFFICACY | 54.8 LM/W | 54.8 LM/W | 54.8 LM/W | 54.8 LM/W | 54.8 LM/W | 54.8 LM/W |
| OTHER INFORMATION | | | | | | |
| LUMINAIRE'S WEIGHT | 4.3LBS / 7.8LBS | 15.5LBS / 21.9LBS / 32.9LBS | 10.9LBS / 15.5LBS / 22.0LBS | 19.2LBS / 29.1LBS / 40.8LBS | 29.2LBS | 19.4LBS |
| | 1.9KG / 3.5KG | 7.0KG / 10.0KG / 15.0KG | 5.0KG / 7.1KG / 10.0KG | 8.7KG / 13.2KG / 18.5KG | 13.3KG | 8.8KG |
| L70 (LUMEN MAINTENANCE) | 60,000 | 60,000 | 60,000 | 60,000 | 60,000 | 60,000 |

| EFFICACY MULTIPLIERS | | |
|----------------------|-------|--------|
| CRI | CCT | FACTOR |
| 90+ | 4000K | 1.00 |
| 90+ | 3500K | 0.98 |
| 90+ | 3000K | 0.94 |
| 90+ | 2700K | 0.91 |

LIGHT DISTRIBUTION

404X-BEL



Visit our website for warranty terms and conditions.